

VEGA LED



Application: urban roads, residential roads (internal), parks, pedestrians

Assembly: on extension arms with $\varnothing 60 \times 100$ mm ending

Ingress protection: IP 66 for the optical part and the driver

Material: anodised aluminium alloy

Colour: inox / graphite

Optical system: PMMA optics, interchangeable LED module

Number of LEDs: 24

Operating temperature range: from -40°C to $+55^{\circ}\text{C}$

Expected useful lifetime: L90F10 – 50 000 h, L80F20 – 100 000 h

CRI: >70 for 5000K, 4000K; >80 for 3500K

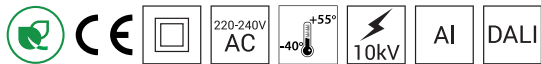
Corrective factor S/P: 1,8 for 5000K; 1,45 for 3500K; 1,55 for 4000K

Input voltage frequency: 50 - 60Hz

Power factor: ≥ 0.95

Inrush current: : 46A / 250 μs

Luminaire VEGA LED has the possibility to connect to an external control system via DALI interface (optionally via analog signal 1- 10V).

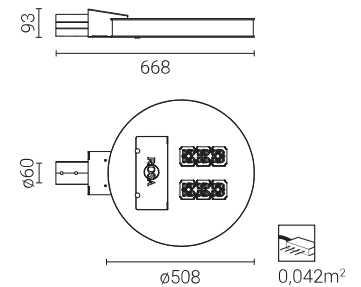
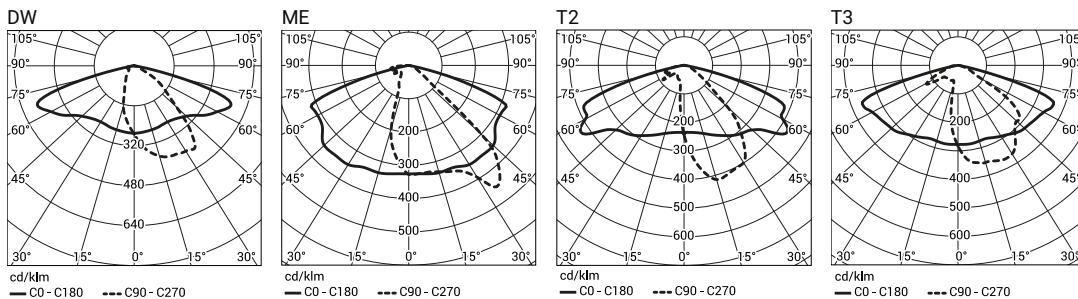


Code	Symbol	LED power	Luminaire Power consumption	LED forward current	Colour temperature (CCT)	LEDs luminous flux ²⁾	Luminaire luminous flux ²⁾	Luminous efficacy	Unit volume	Luminaire net weight
2141034/3/... ¹⁾	VEGA LED 60	60W	67W	830mA	3500K	8 050lm	7700lm	115lm/W	0,068m ³	10kg
2141034/4/... ¹⁾	VEGA LED 60	60W	67W	830mA	4000K	8 950lm	8000lm	119lm/W	0,068m ³	10kg
2141034/6/... ¹⁾	VEGA LED 60	60W	67W	830mA	5000K	9 350lm	8400lm	125lm/W	0,068m ³	10kg

1) Symbol of chosen optical system eg. 2141034/6/T2 is VEGA LED 60 5000K with T2 optical system

2) tolerance +/- 3% due to LEDs accuracy

Directive: 2014/35/UE (Official Journal of the UE L 96/357 29.03.2014), 2014/30/UE (Official Journal of the UE L 96/79 29.03.2014), 2011/65/UE, 2009/125/EC



Luminaire VEGA LED in standard has following functions of intelligent power supply:

- Connection to outside control system by DALI interface (operation of analog signal 1-10V as an option),
- Possibility of programming multistage dimming of luminaire, up to 5 intervals in the range of from 10 to 100% of nominal power,
- Temperature protection of LED module (from overheating) in case of unintentional luminaire operation during the,
- Regulation of power / luminous flux – the option of setting another value than the catalogue in the range of 30-100% of nominal one,

Acceptable quantity of luminaires VEGA LED on one circuit, protected by:

Overcurrent switches MCB type B or C

Luminaire	Typ	2A	4A	6A	10A	16A	20A	25A
VEGA LED	B	1	2	4	6	11	13	17
	C	1	4	6	11	18	28	28

Fuse – type gG and GL

Luminaire	2A	4A	6A	10A	16A	20A	25A
VEGA LED	1	2	11	19	30	38	47